

STD2 (Standard 2) Series

Electric heated

Model Lengths: 36"–144"

Environmental Separation (up to 12')

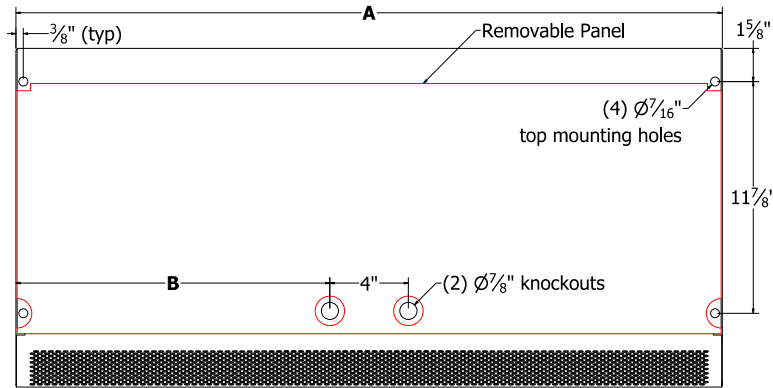
Insect Control (up to 10')



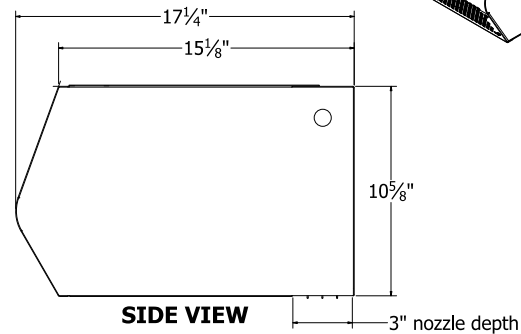
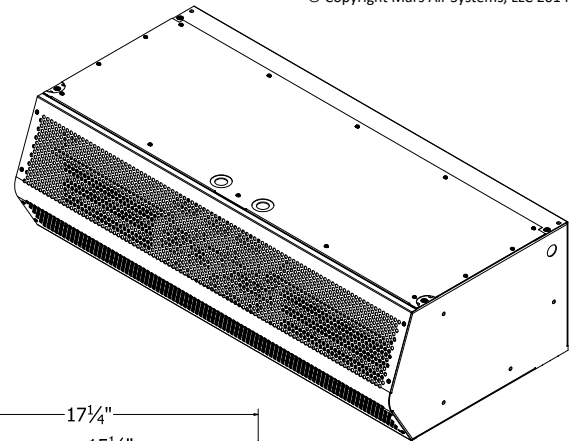
atmosphere is everything

14716 S. BROADWAY, GARDENA, CA 90248 • Ph: (310)532-1555 • Fax: (310)-532-3030 • www.marsair.com


© Copyright Mars Air Systems, LLC 2014



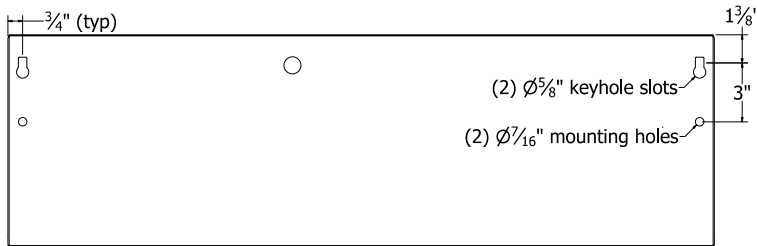
TOP VIEW



SIDE VIEW



FRONT VIEW



REAR VIEW



Notes:

1. Recommended service clearances are 2" to the left and right sides, 24" on top, and 24" in front of the unit.
2. Circuit protection (per NEC) to be installed by others.
3. To prevent accidental damage during operation, unit must be installed so that the bottom of the air curtain does not extend below the door header.
4. Unit can be fastened to wall on both ends without intermediate support.
5. Units are shipped with Motor-Fan Assembly (MFA) factory-installed.

Model Number	Mechanical Data					AMCA Certified Lab Data				
	Overall Length A (in)	Nozzle Length (in)	Top Knockout Location B (in)	Motor (hp)	Weight (lb)	Max Core Velocity at Nozzle (fpm)	Avg Velocity (fpm)	Volume (cfm)	Uniformity (%)	Power Rating (watt)
<input type="checkbox"/> STD236-1E**-OB	36	36	16	1/2	90	3609	1387	1040	79	406
<input type="checkbox"/> STD240-1E**-OB †	40	40	18	1/2	95	4077	1406	1172	77	520
<input type="checkbox"/> STD242-1E**-OB	42	42	19	1/2	95	3537	1314	1150	82	499
<input type="checkbox"/> STD248-1E**-OB	48	48	22	1/2	100	3855	1149	1149	59	511
<input type="checkbox"/> STD272-2E**-OB	72	72	16	(2) 1/2	180	3609	1387	2080	79	812
<input type="checkbox"/> STD284-2E**-OB	84	84	19	(2) 1/2	190	3537	1314	2300	82	998
<input type="checkbox"/> STD296-2E**-OB	96	96	22	(2) 1/2	225	3855	1149	2298	59	1022
<input type="checkbox"/> STD2108-3E**-OB	108	108	16	(3) 1/2	270	3609	1387	3120	79	1218
<input type="checkbox"/> STD2120-3E**-OB	120	120	18	(3) 1/2	280	4077	1406	3516	77	1560
<input type="checkbox"/> STD2144-3E**-OB	144	144	22	(3) 1/2	330	3855	1149	3447	59	1533
The following model is not licensed to bear the AMCA seal										
<input type="checkbox"/> STD260-2E**-OB	60	60	13	(2) 1/2	130	4200	1584	2082	93	797

* – Use corresponding letters in "Electrical Data" (see page 2) column headers, "Voltage Code" followed by "Wattage Code," to complete the model numbers.

- The AMCA Certified Ratings Seal applies to airflow rate, average outlet velocity, outlet velocity uniformity, velocity projection, and power rating at free delivery only.
- † Limited availability, long lead times may apply.

Note: above data is for 60 Hz at 1725 RPM. For 50 Hz, RPM is 1425 with a 17% reduction in performance.

NOTE: Mars Air Systems, LLC reserves the right to change specifications and product design without notice. Such revisions do not entitle the buyer to corresponding changes, improvements, additions, or replacements for previously purchased equipment.

STD2 (Standard 2) Series

Electric heated

Model Lengths: 36"–144"

Environmental Separation (up to 12')

Insect Control (up to 10')



atmosphere is everything

14716 S. BROADWAY, GARDENA, CA 90248 • Ph: (310)532-1555 • Fax: (310)532-3030 • www.marsair.com

© Copyright Mars Air Systems, LLC 2014

Standard Features:

Air curtain

- ❖ ETL-certified to conform to UL 2021 (US) and CSA 22.2 (Canada) standards for indoor use
- ❖ AMCA-certified to AMCA 211 (includes performance testing per AMCA 220)
 - Certified models are approved for use as alternate to vestibules (per ASHRAE 90.1, IECC, and IgCC)
- ❖ Sleek self-contained one-piece heavy-gauge and corrosion-proof paint lock metal design
- ❖ Fire retardant and rust preventative electrostatic polyurethane powder coating
 - Standard color is Obsidian Black (OB)
- ❖ ½ HP continuous duty Totally Enclosed Air Over (TEAO) motors (NEMA 1)
- ❖ Adjustable air directional vanes with 40° sweep front to back
- ❖ 18-month parts warranty
- ❖ Freight included (FOB continental USA)
- ❖ Proudly made in the USA

Electric heater coil and wiring

- ❖ Coils are open type (for rapid temperature rise) and are located directly in the air curtain's intake air stream
- ❖ Manual reset thermal overload protection provided
- ❖ On/off switch mounted on bottom (unit control voltage is 24V)
- ❖ Controls are internally mounted and prewired to receive power connection – accessible through the intake or top access panels
- ❖ 24-volt thermostat with "heat/off/fan" capability is shipped loose for field installation
 - Not applicable for units with SimpleLink

Mars Recommended Accessories (see [catalog](#) for complete listing):

Door Limit Switches (\$)

- ☐ 99-014, Combination mechanical switch, 250V, 1HP Max
- ☐ 99-018, Commercial surface mounted magnetic switch, 24V

Controllers

- ☐ SK-EU, [SimpleLink](#), 208-575V (460-575V, 3PH needs additional 115-230V, 1PH power), Integral Control, NEMA1

Factory Mounted Control Options

- ☐ INS-TD, Adjustable Time Delay (1 sec to 17 min)
- ☐ INS-HD, Heat on Demand
- ☐ BMS-300, BMS for monitor and control

Note: dry contact provided in panel for monitoring motor and heater. 24Vac signal provided from panel for controlling motor and heater

Disconnects (\$)

- ☐ 99-122 & 99-123, Non-Fused Disconnect, remote mounted, 600V, 32A & 80A respectively, 3 Pole, IP65
- ☐ 99-***, Fused Disconnect, remote mounted, 240V-600V, 30A-100A, 3 Pole, NEMA3R (see disconnect submittals for complete part numbers)

Brackets (\$)

- ☐ B0004, Adjustable mounting bracket set, 3½" clearance
- ☐ B0005, Adjustable mounting bracket set, 7"–13" clearance
- ☐ B0041, Transom mounting bracket set for STD2

Filters

- ☐ J21†-†, ¼" aluminum pressed frame bank filters († = Model Length, † = # of Motors) (Not applicable for units with SimpleLink)

(\$) = Shipped loose

Sound Levels (measured at 10' in an open field):

1 Motor Unit = 66 dBA, 2 Motor Unit = 68 dBA, 3 Motor Unit = 71 dBA, 4 Motor Unit = 73 dBA

Three Phase Electrical Data Full Load Amp (FLA)	Unit Amperage (Voltage Code)			Heater Kilowatts (Wattage Code)			Temp Rise °F
	208V/3Ø □ (E)	230V/3Ø □ (F)	460V/3Ø □ (H)	(H)	(N)	(S)	
<input type="checkbox"/> STD236-1E**-OB	36.5	33.5	16.8	12	-	-	36
<input type="checkbox"/> STD240-1E**-OB †	36.5	33.5	16.8	12	-	-	33
<input type="checkbox"/> STD242-1E**-OB	36.5	33.5	16.8	12	-	-	33
<input type="checkbox"/> STD248-1E**-OB	36.5	33.5	16.8	12	-	-	33
<input type="checkbox"/> STD260-2E**-OB	72	66	32.6	-	24	-	38
<input type="checkbox"/> STD272-2E**-OB	72	66	32.6	-	24	-	36
<input type="checkbox"/> STD284-2E**-OB	72	66	32.6	-	24	-	33
<input type="checkbox"/> STD296-2E**-OB	72	66	32.6	-	24	-	33
<input type="checkbox"/> STD2108-3E**-OB	107.5	98.5	48.4	-	-	36	36
<input type="checkbox"/> STD2120-3E**-OB	107.5	98.5	48.4	-	-	36	32
<input type="checkbox"/> STD2144-3E**-OB	107.5	98.5	48.4	-	-	36	33

* - Use corresponding letters in "Voltage Code" and "Wattage Code" column headers to complete the model numbers.

† - Limited availability, long lead times may apply.

Ampacity (MCA) = total FLA x 1.25

Amps per motor (included in values above):

2.5A @ 208-230V/1Ø; 1.8A @ 208V/3Ø; 1.6A @ 230/3Ø; 0.8A @ 460V/3Ø.

Single Phase Electrical Data Full Load Amp (FLA)	Unit Amperage (Voltage Code)		Heater Kilowatts (Wattage Code)			Temp Rise °F
	208V/1Ø □ (B)	230V/1Ø □ (C)	(B)	(H)	(K)	
<input type="checkbox"/> STD236-1E**-OB	31.5	29.5	6	-	-	18
<input type="checkbox"/> STD240-1E**-OB †	31.5	29.5	6	-	-	16
<input type="checkbox"/> STD242-1E**-OB	31.5	29.5	6	-	-	16
<input type="checkbox"/> STD248-1E**-OB	31.5	29.5	6	-	-	17
<input type="checkbox"/> STD260-2E**-OB	63	58	-	12	-	19
<input type="checkbox"/> STD272-2E**-OB	63	58	-	12	-	18
<input type="checkbox"/> STD284-2E**-OB	63	58	-	12	-	16
<input type="checkbox"/> STD296-2E**-OB	63	58	-	12	-	17
<input type="checkbox"/> STD2108-3E**-OB	94.5	86.5	-	-	18	18
<input type="checkbox"/> STD2120-3E**-OB	94.5	86.5	-	-	18	16
<input type="checkbox"/> STD2144-3E**-OB	94.5	86.5	-	-	18	17

* - Use corresponding letters in "Voltage Code" and "Wattage Code" column headers to complete the model numbers.

† - Limited availability, long lead times may apply.

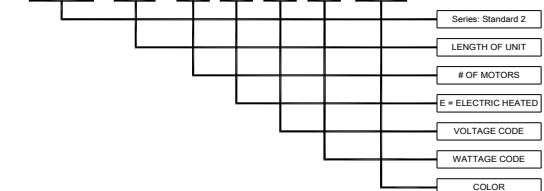
Ampacity (MCA) = total FLA x 1.25

Amps per motor (included in values above): 2.5A @ 208-230V/1Ø

AMCA Certified Projection Velocity		
Model	Distance from Nozzle (in)	Average Core Velocity (fpm)
STD236-1E**	40	850
	80	610
	120	509
	160	469
	200	423

EXAMPLE

STD2 72 - 2 E H N - OB



MARS Air Systems, LLC certifies that the Air Curtains shown on this data sheet are licensed to bear the AMCA seal. The ratings shown are based on tests and procedures performed in accordance with AMCA Publication 211 and comply with the requirements of the AMCA Certified Ratings Program.

The AMCA Certified Ratings Seal applies to airflow rate, average outlet velocity, outlet velocity uniformity, velocity projection and power rating at free delivery only.

NOTE: Model STD260-2 is not AMCA-certified.

NOTE: Mars Air Systems, LLC reserves the right to change specifications and product design without notice. Such revisions do not entitle the buyer to corresponding changes, improvements, additions, or replacements for previously purchased equipment.