

PH8 (Phantom 8) Series

Hot Water/Steam Heated

Model Lengths: 25"–144"

Environmental Separation (up to 8')

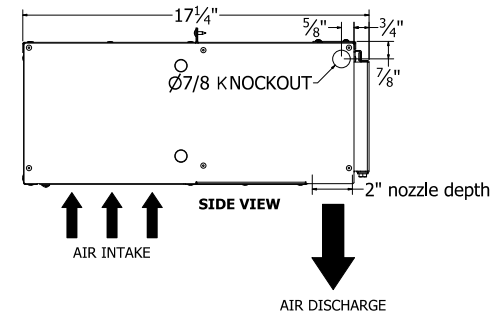
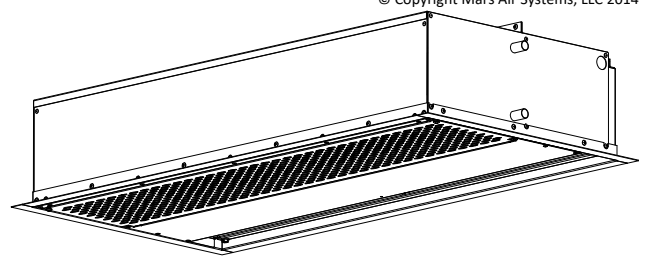
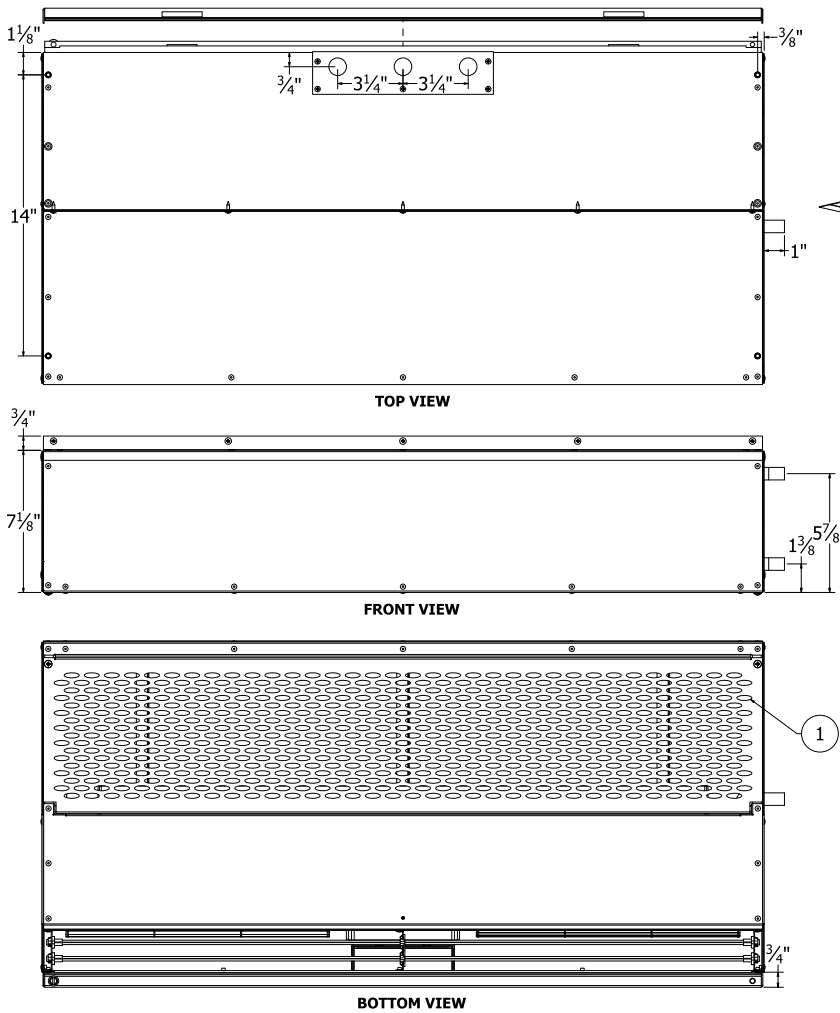
Insect Control (up to 7')



atmosphere is everything

14716 S. BROADWAY, GARDENA, CA 90248 • Ph: (310)532-1555 • Fax: (310)-532-3030 • www.marsair.com

© Copyright Mars Air Systems, LLC 2014



Notes:

- Units up to 72" in width can be fastened to wall on both ends without intermediate support. Longer units are double units joined together must be supported in the center.
- Recommended service clearances are 12" to the left and right sides, 2" on top, and 2" in front of the unit.
- Circuit protection (per NEC) to be installed by others.
- To prevent accidental damage during operation, unit must be installed so that the bottom of the air curtain does not extend below the door header.
- ½" MPT coil connections.

Model Number	Mechanical Data					Lab Data	
	Overall Length A (in)	Nozzle Length (in)	Rear Mounting Distance B (in)	Motor (hp)	Weight (lb)	Max Velocity (fpm)	Max Volume (cfm)
<input type="checkbox"/> PH836-1V*-PW	36	36	16	1/6	40	1800	900
<input type="checkbox"/> PH842-1V*-PW	42	42	19	1/6	45	1800	1050
<input type="checkbox"/> PH848-1V*-PW	48	48	22	1/6	52	1800	1200
<input type="checkbox"/> PH860-1V*-PW	60	60	28	1/6	60	1800	1500
<input type="checkbox"/> PH872-1V*-PW	72	72	34	1/6	75	1800	1800
<input type="checkbox"/> PH884-2V*-PW	86	86	19	(2) 1/6	90	1800	2100
<input type="checkbox"/> PH896-2V*-PW	97 ½	98	22	(2) 1/6	104	1800	2400
<input type="checkbox"/> PH8108-2V*-PW	109 ½	110	25	(2) 1/6	112	1800	2700
<input type="checkbox"/> PH8120-2V*-PW	121 ½	122	28	(2) 1/6	120	1800	3000
<input type="checkbox"/> PH8144-2V*-PW	145 ½	146	34	(2) 1/6	150	1800	3600

* – Use corresponding letters in "Electrical Data" column headers (see page 2) to complete the model numbers.

Note: above data is for 60 Hz at 1550 RPM. For 50 Hz, RPM is 1300 with a 17% reduction in performance.

NOTE: Mars Air Systems, LLC reserves the right to change specifications and product design without notice. Such revisions do not entitle the buyer to corresponding changes, improvements, additions, or replacements for previously purchased equipment.

PH8 (Phantom 8) Series

Hot Water/Steam Heated

Model Lengths: 25"–144"

Environmental Separation (up to 8')

Insect Control (up to 7')



atmosphere is everything

14716 S. BROADWAY, GARDENA, CA 90248 • Ph: (310)532-1555 • Fax: (310)-532-3030 • www.marsair.com

© Copyright Mars Air Systems, LLC 2014

Standard Features:

Air Curtain

- ❖ ETL-certified to conform to UL 1995 (US) and CSA 22.2 (Canada) standards for indoor use
- ❖ Sleek self-contained one-piece heavy-gauge corrosion-proof paint lock metal design
- ❖ Fire retardant and rust preventative electrostatic polyurethane powder coating
 - Standard color is Obsidian Black (OB)
- ❖ 1/6 HP continuous duty motors (NEMA 1)
- ❖ Variable speed controller with off setting
- ❖ Adjustable air directional vane with 40° sweep front to back
- ❖ Removable wall mounting bracket for easy installation
- ❖ 18-months parts warranty
- ❖ Freight included (FOB continental USA)
- ❖ Proudly made in the USA

Hot Water and Steam Coils

- ❖ Coil casings shall not be less than 16-gauge galvanized steel with tube holes formed with extruded collars
- ❖ Fins are die formed 0.006" aluminum (1 row – 10 FPI)
- ❖ Coil tubes constructed of heavy wall, 5/8" OD seamless copper
- ❖ Coil tubes are mechanically expanded into fins to ensure a uniform pressure bond
- ❖ Manifolds shall be of heavy seamless copper construction
- ❖ All joints shall be brazed with high temperature silver brazing alloy (7%), max steam operating pressure: 30 PSI
- ❖ Fittings shall be of wrought copper or similar construction such that the entire fluid circuit shall be of compatible nonferrous materials
- ❖ Manifold shall be fitted with 1/4" vent or drain fittings
- ❖ Supply and Return fitting is to be on the righthand side (specify alternate location)

Mars Recommended Accessories (see [catalog for complete listing](#)):

- ❖ [Door Limit Switches](#) (\$) ☐ 99-014, Combination mechanical switch, 250V, 1HP Max
 - ❖ [Solid State Controllers](#) (\$) ☐ J0021, Commercial low voltage controller, 115V, 1Ø, adjustable time delay, with commercial plastic surface mounted door limit switch (field installed) ☐ J0022, Commercial low voltage controller, 208-277V, 1Ø, adjustable time delay, with commercial plastic surface mounted door limit switch (field installed)
 - ❖ [Thermostats](#) (\$) ☐ 99-063, Thermostat, line voltage up to 250V max, single stage, single pole
 - ❖ [Brackets](#) (\$) ☐ B0042, Transom mounting bracket set for LPV2
- (S) = Shipped loose

Sound Levels (measured at 10' in a free field):

25-36" Units = 49 dBA, 42" Unit = 50 dBA, 60-96" Units = 53 dBA, 108-144" Unit = 54 dBA

Coil Data	Hot Water				Steam		
	Coil Code (V)	GPM	MBH	Temp Rise (°F)	Coil Code (V)	MBH	Temp Rise (°F)
<input type="checkbox"/> PH836-1V*-PW	1 Row	6	25	26	1 Row	26	37
<input type="checkbox"/> PH842-1V*-PW	1 Row	6	30	26	1 Row	43	38
<input type="checkbox"/> PH848-1V*-PW	1 Row	6	34	26	1 Row	49	38
<input type="checkbox"/> PH860-1V*-PW	1 Row	7	44	27	1 Row	62	38
<input type="checkbox"/> PH872-2V*-PW	1 Row	8	54	28	1 Row	76	39
<input type="checkbox"/> PH884-2V*-PW	1 Row	12	60	26	1 Row	85	38
<input type="checkbox"/> PH896-2V*-PW	1 Row	12	68	26	1 Row	99	38
<input type="checkbox"/> PH8108-2V*-PW	1 Row	13	78	26	1 Row	112	38
<input type="checkbox"/> PH8120-2V*-PW	1 Row	14	88	27	1 Row	125	39
<input type="checkbox"/> PH8144-2V*-PW	1 Row	16	108	27	1 Row	151	39

* - Use corresponding letters in "Voltage Code" column headers to complete the model numbers.

EAT: 70 F, EWT: 200 F, Steam pressure: 5 PSI

Electrical Data Full Load Amp (FLA)	Unit Voltage (Voltage Code)	
	115V/1Ø <input type="checkbox"/> (A)	208-230V/1Ø <input type="checkbox"/> (D)
<input type="checkbox"/> PH836-1V*-PW	2.4	1.2
<input type="checkbox"/> PH842-1V*-PW	2.4	1.2
<input type="checkbox"/> PH848-1V*-PW	2.4	1.2
<input type="checkbox"/> PH860-1V*-PW	2.6	1.4
<input type="checkbox"/> PH872-1V*-PW	2.6	1.4
<input type="checkbox"/> PH884-2V*-PW	4.8	2.4
<input type="checkbox"/> PH896-2V*-PW	4.8	2.4
<input type="checkbox"/> PH8108-2V*-PW	5.0	2.6
<input type="checkbox"/> PH8120-2V*-PW	5.2	2.8
<input type="checkbox"/> PH8144-2V*-PW	5.2	2.8

* – Use corresponding letters in "Voltage Code" column headers to complete the model numbers.

Ampacity (MCA) = total FLA X 1.25

Alternate voltage codes with FLA data:

·220V/1Ø/50Hz (U) – 0.9A per motor

EXAMPLE

PH8 36 - 1 V A -PW

PH8	36	-	1	V	A	-PW	SERIES: PHANTOM 8
							LENGTH OF UNIT
							# OF MOTORS
							HEATING COIL CODE
							VOLTAGE CODE
							COLOR

