

HV2 (High Velocity 2) Series

Electric heated

Model Lengths: 48"–144"

Environmental Separation (up to 14')

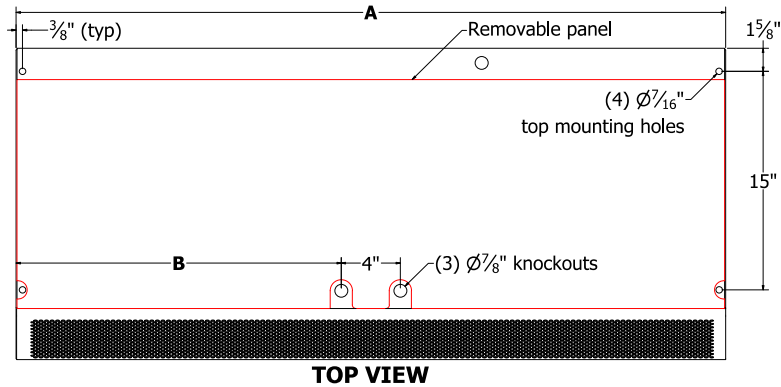
Insect Control (up to 12')




atmosphere is everything

14716 S. BROADWAY, GARDENA, CA 90248 • Ph: (310)532-1555 • Fax: (310)-532-3030 • www.marsair.com

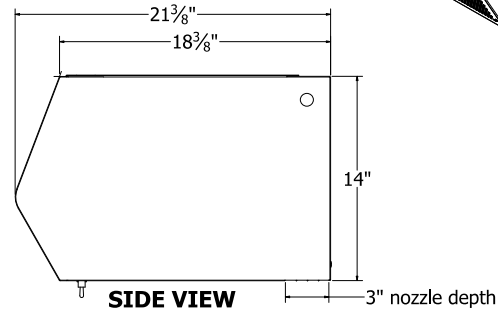
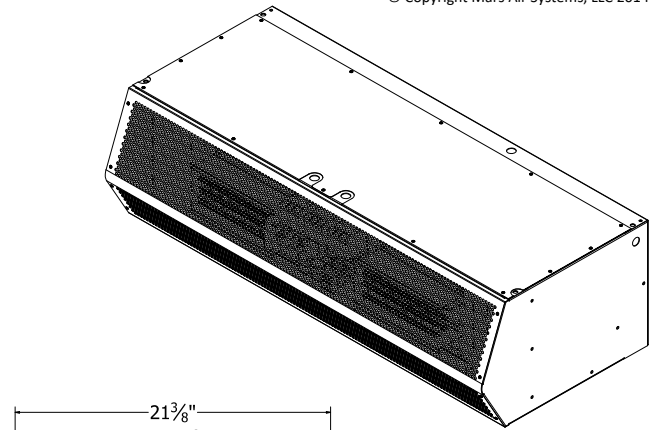
© Copyright Mars Air Systems, LLC 2014



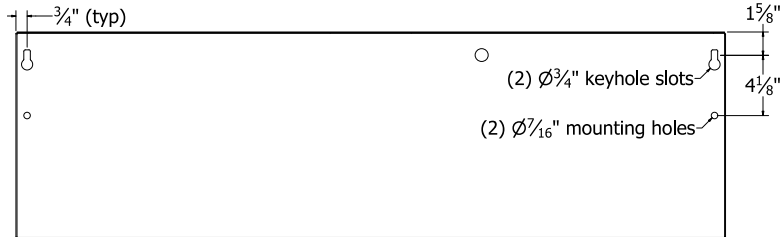
TOP VIEW



FRONT VIEW



SIDE VIEW



REAR VIEW

Notes:

1. Recommended service clearances are 2" to the left and right sides, 24" on top, and 24" in front of the unit.
2. Circuit protection (per NEC) to be installed by others.
3. To prevent accidental damage during operation, unit must be installed so that the bottom of the air curtain does not extend below the door header.
4. Unit can be fastened to wall on both ends without intermediate support.
5. Units are shipped with Motor-Fan Assembly (MFA) factory-installed.



| Model Number | Mechanical Data | | | | | Lab Data | | | | |
|---|--------------------------|-----------------------|---------------------------------|---------------|----------------|--------------------------------------|-----------------------|-----------------|-------------------|------------------------|
| | Overall Length A (in) | Nozzle Length (in) | Top Knockout Location B (in) | Motor (hp) | Weight (lb) | Max Core Velocity at Nozzle (fpm) | Avg Velocity (fpm) | Volume (cfm) | Uniformity (%) | Power Rating (watt) |
| <input type="checkbox"/> HV248-1E**-TS | 48 | 48 | 22 | 1 | 145 | 6144 | 2447 | 2447 | 88 | 1360 |
| <input type="checkbox"/> HV260-1E**-TS | 60 | 60 | 13 | 1 | 155 | 6100 | 2285 | 2856 | 80 | 1485 |
| <input type="checkbox"/> HV272-2E**-TS | 72 | 72 | 16 | (2) 1 | 315 | 6000 | 2745 | 4118 | 90 | 2490 |
| <input type="checkbox"/> HV284-2E**-TS | 84 | 84 | 19 | (2) 1 | 335 | 6051 | 2654 | 4644 | 93 | 2610 |
| <input type="checkbox"/> HV296-2E**-TS | 96 | 96 | 22 | (2) 1 | 340 | 6144 | 2447 | 4894 | 88 | 2720 |
| <input type="checkbox"/> HV2108-3E**-TS | 108 | 108 | 16 | (3) 1 | 425 | 6000 | 2745 | 6177 | 90 | 3735 |
| <input type="checkbox"/> HV2120-3E**-TS | 120 | 120 | 18 | (3) 1 | 440 | 6060 | 2678 | 6693 | 93 | 3615 |
| <input type="checkbox"/> HV2144-3E**-TS | 144 | 144 | 22 | (3) 1 | 465 | 6144 | 2447 | 7341 | 88 | 4080 |

* – Use corresponding letters in "Electrical Data" (see page 2) column headers, "Voltage Code" followed by "Wattage Code," to complete the model numbers.

Note: above data is for 60 Hz at 1725 RPM. For 50 Hz, RPM is 1450 with a 17% reduction in performance.

NOTE: Mars Air Systems, LLC reserves the right to change specifications and product design without notice. Such revisions do not entitle the buyer to corresponding changes, improvements, additions, or replacements for previously purchased equipment.

HV2 (High Velocity 2) Series

Electric heated

Model Lengths: 48"–144"

Environmental Separation (up to 14')

Insect Control (up to 12')



atmosphere is everything

14716 S. BROADWAY, GARDENA, CA 90248 • Ph: (310)532-1555 • Fax: (310)-532-3030 • www.marsair.com

© Copyright Mars Air Systems, LLC 2014

Standard Features:

Air curtain

- ❖ ETL-certified to conform to UL 2021 (US) and CSA 22.2 (Canada) standards for indoor use
- ❖ AMCA-certified to AMCA 211
- ❖ Sleek self-contained one-piece heavy-gauge and corrosion-proof paint lock metal design
- ❖ Fire retardant and rust preventative electrostatic polyurethane powder coating
 - Standard color is Titanium Silver (TS)
- ❖ 1 HP continuous duty Totally Enclosed Air Over (TEAO) motors (NEMA 1)
- ❖ Adjustable air directional vanes with 40° sweep front to back
- ❖ 18-month parts warranty
- ❖ Freight included (FOB continental USA)
- ❖ Proudly made in the USA

Electric heater coil and wiring

- ❖ Coils are open type (for rapid temperature rise) and are located directly in the air curtain's intake air stream
- ❖ Manual reset thermal overload protection provided
- ❖ On/off switch mounted on bottom (unit control voltage is 24V)
- ❖ Controls are internally mounted and prewired to receive power connection – accessible through the intake or top access panels
- ❖ 24-volt thermostat with "heat/off/fan" capability is shipped loose for field installation

Mars Recommended Accessories (see [catalog](#) for complete listing):

- ❖ [Door Limit Switches](#) (\$)
 - ☐ 99-014, Combination mechanical switch, 250V, 1HP Max
 - ☐ 99-125, Commercial surface mounted magnetic switch, 24V
 - ❖ [Factory Mounted Control Options](#)
 - ☐ INS-TD, Adjustable Time Delay (1 sec to 17 min)
 - ☐ INS-2S, Unit mounted 2 speed switch (460-575V, 3PH needs additional 115-230V, 1PH power)
 - ❖ [Disconnects](#) (\$)
 - ☐ 99-122 & 99-123, Non-Fused Disconnect, remote mounted, 600V, 32A & 80A respectively, 3 Pole, IP65
 - ☐ 99-***-**, Fused Disconnect, remote mounted, 240V-600V, 30A-100A, 3 Pole, NEMA3R (see disconnect submittals for complete part numbers)
 - ❖ [Brackets](#) (\$)
 - ☐ B0005, Adjustable mounting bracket set, 7"–13" clearance
 - ☐ B0008 to B0011, Extended wall mounting bracket, 10", 16", 19" 23" clearance respectively
 - ☐ 09-520, Vertical mounting kit (Not applicable for units with 16kW/motor, 208V & 230V, 3PH)
 - ❖ [Filters](#)
 - ☐ J22**-*t, ¼" aluminum pressed frame bank filters (** = Model Length, t = # of Motors)
- (§) = Shipped loose

Sound Levels (measured at 10' in an open field):

1 Motor Unit = 70 dBA, 2 Motor Unit = 73 dBA, 3 and 4 Motor Units = 75 dBA

| Three Phase Electrical Data Full Load Amp (FLA) | Unit Voltage (Voltage Code) | | | | Heater Kilowatts (Wattage Code) | | | Temp Rise |
|--|--------------------------------|------------------|------------------|------------------|------------------------------------|-----|-----|--------------|
| | 208V/3Ø □ (E) | 230V/3Ø □ (F) | 460V/3Ø □ (H) | 575V/3Ø □ (I) | (H) | (N) | (S) | |
| <input type="checkbox"/> HV248-1E**-TS | 37.3 | 34.2 | 17.6 | 14.3 | 12 | - | - | 15 |
| <input type="checkbox"/> HV260-1E**-TS | 37.3 | 34.2 | 17.6 | 14.3 | 12 | - | - | 14 |
| <input type="checkbox"/> HV272-2E**-TS | 73.6 | 67.4 | 34.2 | 27.6 | - | 24 | - | 21 |
| <input type="checkbox"/> HV284-2E**-TS | 73.6 | 67.4 | 34.2 | 27.6 | - | 24 | - | 16 |
| <input type="checkbox"/> HV296-2E**-TS | 73.6 | 67.4 | 34.2 | 27.6 | - | 24 | - | 15 |
| <input type="checkbox"/> HV2108-3E**-TS | 109.9 | 100.6 | 50.8 | 40.9 | - | - | 36 | 21 |
| <input type="checkbox"/> HV2120-3E**-TS | 109.9 | 100.6 | 50.8 | 40.9 | - | - | 36 | 17 |
| <input type="checkbox"/> HV2144-3E**-TS | 109.9 | 100.6 | 50.8 | 40.9 | - | - | 36 | 15 |

* - Use corresponding letters in "Voltage Code" and "Wattage Code" column headers to complete the model numbers.

Ampacity (MCA) = total FLA x 1.25

Amps per motor (included in values above):

5A @ 208-230V/1Ø; 3.3A @ 208V/3Ø; 3.2A @ 230/3Ø; 1.6A @ 460V/3Ø; 1.3A @ 575V/3Ø.

| Single Phase Electrical Data Full Load Amp (FLA) | Unit Amperage (Voltage Code) | | Heater Kilowatts (Wattage Code) | | | Temp Rise |
|---|---------------------------------|------------------|------------------------------------|-----|-----|--------------|
| | 208V/1Ø □ (B) | 230V/1Ø □ (C) | (B) | (H) | (K) | |
| <input type="checkbox"/> HV248-1E**-TS | 34 | 32 | 6 | - | - | 8 |
| <input type="checkbox"/> HV260-1E**-TS | 34 | 32 | 6 | - | - | 7 |
| <input type="checkbox"/> HV272-2E**-TS | 68 | 63 | - | 12 | - | 11 |
| <input type="checkbox"/> HV284-2E**-TS | 68 | 63 | - | 12 | - | 8 |
| <input type="checkbox"/> HV296-2E**-TS | 68 | 63 | - | 12 | - | 8 |
| <input type="checkbox"/> HV2108-3E**-TS | 102 | 94 | - | - | 18 | 11 |
| <input type="checkbox"/> HV2120-3E**-TS | 102 | 94 | - | - | 18 | 8 |
| <input type="checkbox"/> HV2144-3E**-TS | 102 | 94 | - | - | 18 | 8 |

* - Use corresponding letters in "Voltage Code" and "Wattage Code" column headers to complete the model numbers.

Ampacity (MCA) = total FLA x 1.25

Amps per motor (included in values above): 5A @ 208-230V/1Ø

EXAMPLE

HV2 96 - 2 E H N - TS

