

# BD30 (Belt Driven 30) Series

Unheated

Model Lengths: 96"–192"

Environmental Separation (up to 32')


Insect Control (up to 30')



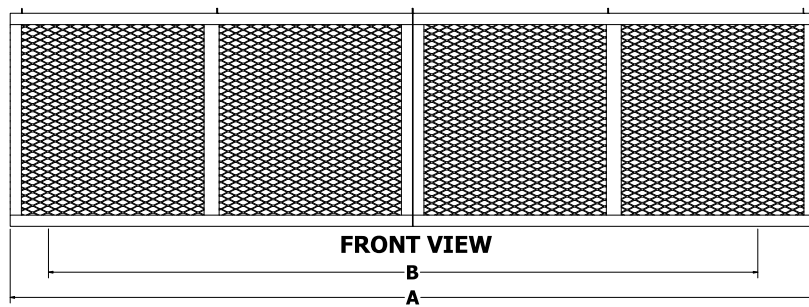
atmosphere is everything

14716 S. BROADWAY, GARDENA, CA 90248 • Ph: (310)532-1555 • Fax: (310)-532-3030 • [www.marsair.com](http://www.marsair.com)

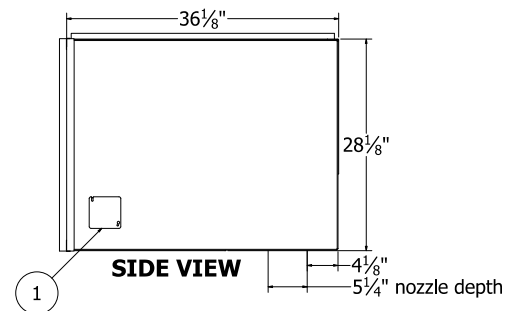
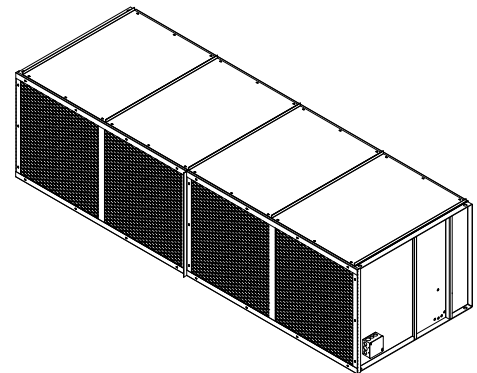
© Copyright Mars Air Systems, LLC 2014



TOP VIEW



FRONT VIEW



SIDE VIEW

## Notes:

1. External 4"x4" junction box for electrical wiring provided on right side of unit.
2. Recommended service clearances are 6" to the left and right sides, 24" on top, and 24" in front of the unit.
3. Circuit protection (per NEC) to be installed by others.
4. To prevent accidental damage during operation, unit must be installed so that the bottom of the air curtain does not extend below the door header.
5. Unit can be suspended from overhead on both ends without intermediate support.

Model Number	Mechanical Data					Lab Data	
	Overall Length A (in)	Nozzle Length B (in)	Mounting Width	Motor (hp)	Weight (lb)	Max Velocity (fpm)	Max Volume (cfm)
<input type="checkbox"/> BD3096-1U*-TS	107	96	105 ½	20	800	6950	19200
<input type="checkbox"/> BD30120-1U*-TS	131	120	129 ½	25	900	6950	24900
<input type="checkbox"/> BD30144-1U*-TS	155	144	153 ½	30	1000	6950	30300
<input type="checkbox"/> BD30168-1U*-TS	179	120	177 ½	30	1100	6950	33000
<input type="checkbox"/> BD30192-2U*-TS	203	192	201 ½	(2) 20	1200	6950	38100

\* – Use corresponding letters in "Electrical Data" column headers (see page 2) to complete the model numbers.

Note: above data is for 60 Hz at 1400 RPM. For 50 Hz, RPM is 1165 with a 17% reduction in performance.

# BD30 (Belt Driven 30) Series

Unheated

Model Lengths: 96"–192"

Environmental Separation (up to 32')

Insect Control (up to 30')



atmosphere is everything

14716 S. BROADWAY, GARDENA, CA 90248 • Ph: (310)532-1555 • Fax: (310)-532-3030 • [www.marsair.com](http://www.marsair.com)

© Copyright Mars Air Systems, LLC 2014

## Standard Features:

- ❖ Designed for indoor/outdoor use
- ❖ Self-contained one-piece heavy-gauge corrosion-proof paint lock metal design
- ❖ Rust preventative and fire-retardant electrostatic polyurethane powder coating
  - Standard color is Titanium Silver (TS)
- ❖ 20 to 30 HP continuous duty Premium Efficiency industrial motors
  - Motor shall be inverter rated Totally Enclosed Fan Cooled (TEFC) suitable for continuous heavy-duty operation
- ❖ Belt Drive system with adjustable sheaves and pulleys
  - Motor shall be internally mounted in the cabinet to prevent damage and to eliminate the need for a belt guard, complying with OSHA requirements
- ❖ Adjustable air directional vanes with 40° sweep front to back
- ❖ Adjustable perforated volume dampers capable of reducing air velocity up to 50%
- ❖ 12-months parts warranty
- ❖ Freight not included
- ❖ Proudly made in the USA

## Mars Recommended Accessories (see [catalog](#) for complete listing):

- ❖ [Door Limit Switches](#) (§)
- ☐ 99-125, Industrial surface mounted magnetic switch (controller required)
- ❖ Controllers
- ☐ MCP‡-1U\*, [Motor Control Panel](#), 120V control voltage (‡ = HP Code, \* = Voltage Code) (§)

**Note:** possible HP codes = J (20 HP), K (25 HP) or L (30 HP)

- ☐ MCP-TD, Adjustable time delay, 1sec-100hr (panel required)
- ☐ MCP-24V, Low voltage control option (panel required)
- ☐ BMS-303, BMS for monitor and control (panel with MCP-24V required)

**Note:** Dry contact provided in panel for monitoring motor. 24Vac signal provided from panel for controlling motor.

(§) = Shipped loose

## Sound Levels (measured at 10' in a free field):

20 HP Motor Unit = 77 dBA, 25 HP Motor Unit = 78 dBA, 30 HP Motor Unit = 79 dBA, (2) 20 HP Motor Unit = 80 dBA

Electrical Data Full Load Amp (FLA)	Unit Amperage (Voltage Code)		
	208-230V/3Ø <input type="checkbox"/> (G)	460V/3Ø <input type="checkbox"/> (H)	575V/3Ø <input type="checkbox"/> (I)
<input type="checkbox"/> BD3096-1U*-TS	55/51	25.5	20.2
<input type="checkbox"/> BD30120-1U*-TS	65/60	30	24.8
<input type="checkbox"/> BD30144-1U*-TS	78/71	35.5	29.7
<input type="checkbox"/> BD30168-1U*-TS	78/71	35.5	29.7
<input type="checkbox"/> BD30192-2U*-TS	110/102	51	40.4

\* – Use corresponding letters in “Voltage Code” column headers to complete the model numbers.

Ampacity (MCA) = total FLA x 1.25

### Alternate voltage codes with FLA data:

·380-415V/3Ø/50Hz (W) – 15.5A per motor (15HP derates to 10HP), 22.5A per motor (20HP derates to 15HP), 30A per motor (25HP derates to 20HP), 36.5A per motor (30HP derates to 25HP)

### EXAMPLE

