

# Control Options



Multi option and Variable speed Switches

atmosphere is everything

14716 S. BROADWAY, GARDENA, CA 90248 • Ph: (310)532-1555 Fax: (310)-532-3030 • [www.marsair.com](http://www.marsair.com)  
© Copyright Mars Air Systems, LLC 2014

Model Number	Description
<b>Unit Mounted Options</b>	
INS-CTRL‡	Accessory, Unit Mounted, 24v Ctrl, Unhtd, up to 600v (4 Mtr Max), STD2/PH10/PH12/QP10 (RH Panel for HV2)
INS-SW	Accessory, Unit Mounted, Switch, ON/OFF, 115/230V, 1Ø, 1HP max
INS-2S*	Accessory, Unit Mounted, Switch, 2 Spd, Elec Htd, 1Ø, 3 Mtrs Max
INS-2H	Accessory, Unit Mounted, Switch, HI/LO Heat, Elec Htd (3Ø Only)
INS-PS	Accessory, Unit Mounted, Prim/Sec Cntrl, Elec Htd, LPV2/STD2/HV2/EP2/PH
INS-TD	Accessory, Unit Mounted, Adjustable Time Delay, 1sec-17min, 24V-120V Cntrl, Elec Htd
INS-HD	Accessory, Unit Mounted, Heat on Demand
INS-CP	Accessory, Unit Mounted, 8' Cord & Plug, 115/230V, 1Ø, 1HP Max, Unhtd
INS-SOO	Accessory, Factory Wired Adder, Special Sequence of Operations
INS-NR	Accessory, Noise Reduction Package (1 per Motor Fan Assembly)
INS-FP	Accessory, Freezer Package
<b>Remote Mounted Options ~</b>	
RMT-SW	Accessory, Remote Mounted, Switch, ON/OFF, 250V, 15A, 1Ø, 1-1/2 HP Max, NEMA 1
RMT-MCP	Accessory, Remote Mounted, Motor Ctrl Panel, Elec Htd
RMT-2S*	Accessory, Remote Mounted, Switch, 2 Spd, HI/OFF/LO, 240V, 15A, 1Ø, 1-1/2 HP Max
RMT-3S**	Accessory, Remote Mounted, Switch, 3 Spd, HI/MED/LO/OFF, 240V, 15A, 1Ø, 1 HP Max
RMT-VLE	Accessory, Remote Mounted, Switch, Variable Spd, ON/OFF, 240V, 5A, Elec Htd, LPV2
RMT-VLA	Accessory, Remote Mounted, Switch, Variable Spd, ON/OFF, 120V, 6A, Unhtd/HW/S, LPV2
RMT-VLD	Accessory, Remote Mounted, Switch, Variable Spd, ON/OFF, 208/230V, 6A, Unhtd/HW/S, LPV2
RMT-VSA†	Accessory, Remote Mounted, Switch, Variable Spd, ON/OFF, 120V, 15A, Unhtd, 1 HP Max
RMT-VSD†	Accessory, Remote Mounted, Switch, Variable Spd, ON/OFF, 208/230V, 15A, Unhtd, 1 HP Max
RMT-HOA	Accessory, Remote Mounted, Switch, HOA, 240V, 3A, 1Ø (Pnl Req'd for Unhtd/HW/S/IDF)
RMT-HOA-K	Accessory, Remote Mounted, Switch, HOA, 240V, 3A, 1Ø, Lockable (Pnl Req'd for Unhtd/HW/S/IDF)

‡ Minimum 20" service clearance required for right hand panel for HV2. Specify for other panel mounting locations.

\*2 Speed RPM: H=1750, L=1650 (Htd) or 1425 (Unhtd)

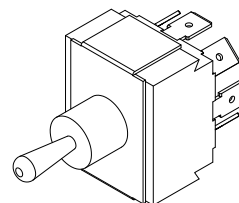
\*\*3 Speed RPM: H=1750, M=1650, L=1425

† Not applicable for Washdown and Explosion proof motors

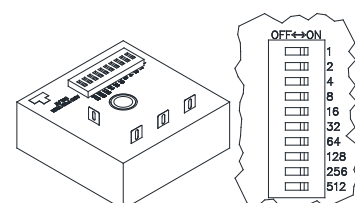
~ RMT options not applicable with Motor Control Panel

## Options and Accessories Features:

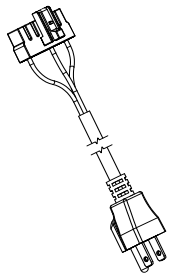
- ❖ Components are UR (UL Recognized) and rated for NEMA 1 or NEMA 3 applications unless otherwise specified
- ❖ "INS" accessories are installed on the unit or applied at the factory as standard
- ❖ "RMT" accessories are remote mounted in a NEMA 1 enclosure (field installed and wired, by others). Not applicable with Motor Control Panels
- ❖ Applications and rating limitations are specified in each accessory description and listed in chart above
- ❖ Additional NEMA/IP ratings available. Contact factory for additional information
- ❖ 1 year parts warranty



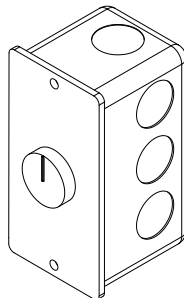
INS-2S: 2 Speed (Hi-Lo-Off)



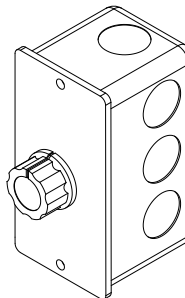
INS-TD: Adjustable Time Delay  
(Turn ON dip switches to add time delay)



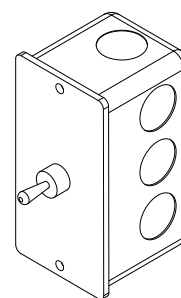
INS-CP: 8' Cord and Plug



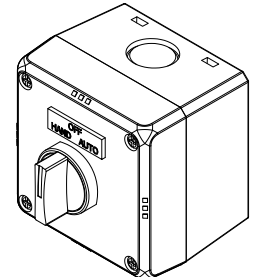
RMT-VSA - Variable Speed  
(2x4 junction box standard for remote mounted options, unless otherwise specified)



RMT-3S - 3 Speed



RMT-2S - 2 Speed



RMT-HOA: Hand-Off-Auto  
(3x3x2.5 junction Box)

NOTE: MARS AIR SYSTEMS, LLC reserves the right to change specifications and product design without notice. Such revisions do not entitle the buyer to corresponding changes, improvements, additions, or replacements for previously purchased equipment.