



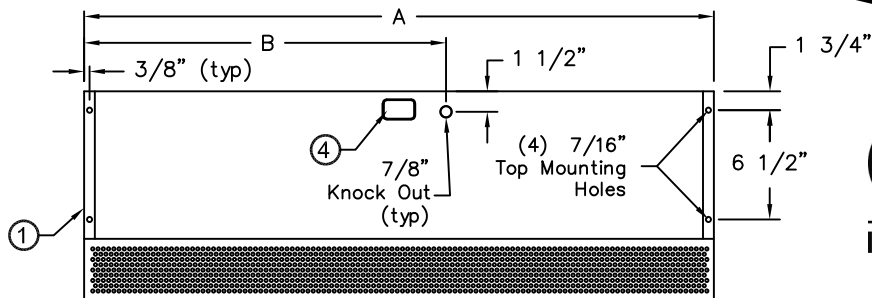

atmosphere is everything

14716 S. Broadway • Gardena, CA 90248 • USA
 TEL: (310) 532-1555 • (800) 421-1266 • FAX: (310) 324-3030
 Web Site: www.marsair.com • E-mail: info@marsair.com


PROJECT		OPTIONS/ITEMS	
TITLE			
COMMENTS		DATE 4/9/15	PAGE
		REV. NO	
MODEL NO. N2 Series	DRAWING NO N2U-F	DRAWN BY TVN	CHECKED BY
		FILE NAME	

Unheated Drawing

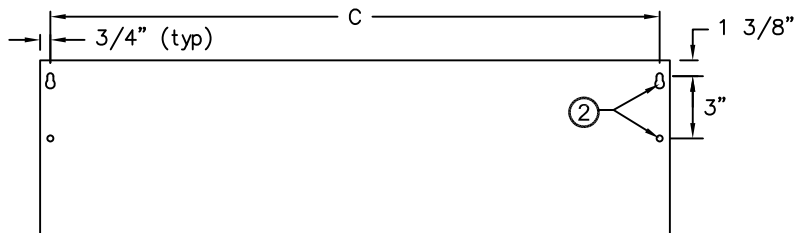
N2 (Sanitation Customer Entrance) Series




TOP VIEW



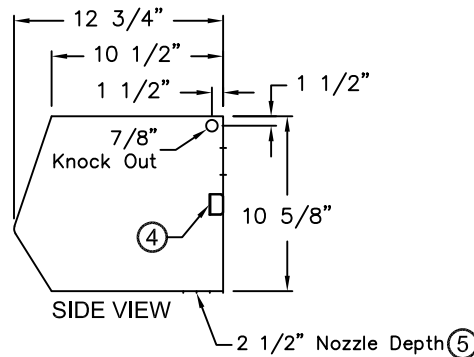
FRONT VIEW



REAR VIEW



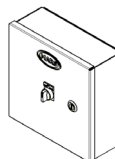
Note: Model N260-2 is not AMCA Certified



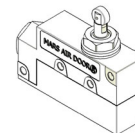
SIDE VIEW

7 Recommended Accessories

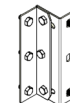
6



Control Panels



Door Limit Switches



Brackets

*- Use corresponding letters in "Electrical Data" columns to complete the model numbers.

MODEL NUMBER	OVERALL LENGTH A (in)	KNOCKOUT LOCATION B (in)	REAR MOUNTING CENTER C (in)
N236-1U*-OB	36	25 1/2	34 1/2
N242-1U*-OB	42	28 1/2	40 1/2
N248-1U*-OB	48	31 1/2	46 1/2
N272-2U*-OB	72	40	70 1/2
N284-2U*-OB	84	46	82 1/2
N296-2U*-OB	96	52	94 1/2
N2108-3U*-OB	108	58	106 1/2
N2120-3U*-OB	120	64	118 1/2
N2144-3U*-OB	144	76	142 1/2
The following models are not licensed to bear the AMCA seal.			
N260-2U*-OB	60	37 1/2	58 1/2

Notes:

- This product is designed to meet the National Electric Code (NEC), ETL Safety Listed for the US and Canada, AMCA Certified and bear the CE mark.
- 1/2" key hole slots and 7/16" mounting holes (4) provided, (2) on each end for wall mounting.
- Cabinet has sufficient strength for fastening to wall on both ends without intermediate support.
- Internal J-Box(es) for electrical wiring: one motor-(1) 2"x 4"; two motors-(1) 4"x 4"; three motors-(2) 4"x 4".
- Unit is to be installed such that air flow is unobstructed. Air discharge nozzle containing adjustable air directional vanes with 40° sweep front to back.
- Circuit protection as per NEC by others.
- Optional motor control panel, door limit switch and mounting brackets are field installed and/or wired by others. The door limit switch is to be mounted such that the air curtain turns on as door begins to open. To prevent unit damage, the mounting brackets must be installed such that the bottom of the air curtain is not below the door header.

N2 (Sanitation Customer Entrance) Series



Unheated

Model Lengths 36" – 144"

atmosphere is everything

14716 S. BROADWAY, GARDENA, CA 90248 • Ph: (310)532-1555 Fax: (310)-532-3030 • www.marsair.com
© Copyright Mars Air Systems, LLC 2014

Unheated Data Sheet

Applications: Insect Control (up to 7')

N2 (Sanitation Customer Entrance) Series 2	Mechanical Data						AMCA Certified Lab Data					
	Model Number	Nozzle Length (in)	Length (in)	Depth (in)	Height (in)	Motor (hp)	Weight (lbs)	Max Core Velocity at Nozzle (fpm)	Avg Velocity (fpm)	Volume (cfm)	Uniformity (%)	Power Rating (watts)
N236-1U*-OB	36	36	13	11	1/2	60	5960	2206	1379	84	500	
N242-1U*-OB	42	42	13	11	1/2	65	4865	1945	1418	87	510	
N248-1U*-OB	48	48	13	11	1/2	70	4247	1730	1442	85	550	
N272-2U*-OB	72	72	13	11	Two 1/2	120	5960	2206	2758	84	1000	
N284-2U*-OB	84	84	13	11	Two 1/2	125	4865	1945	2836	87	1020	
N296-2U*-OB	96	96	13	11	Two 1/2	135	4247	1730	2884	85	1100	
N2108-3U*-OB	108	108	13	11	Three 1/2	175	5960	2206	4137	84	1500	
N2120-3U*-OB	120	120	13	11	Three 1/2	185	4660	2084	4341	92	1570	
N2144-3U*-OB	144	144	13	11	Three 1/2	200	4247	1730	4326	85	1650	
The following models are not licensed to bear the AMCA seal.												
N260-2U*-OB	60	60	13	11	Two 1/2	90	6737	2592	2700	93	940	

* - Use corresponding letters in "Electrical Data" columns to complete the model numbers.

Note: ETL Sanitation models available in 60 Hz only.

- The AMCA Certified Ratings Seal applies to airflow rate, average outlet velocity, outlet velocity uniformity, velocity projection and power rating at free delivery only.
- Rated data shown are only for base (unheated) units, as shown.

Features:

- 1/2 HP Continuous Duty TEAO Motors (NEMA 1)
- Sleek self-contained one-piece heavy gauge corrosion proof paint lock metal design
- ETL Certified to conform to ANSI/NSF 37 Standards for Customer Entrances up to 7'
- ETL Certified to conform to UL 507 (US) and CSA 22.2 (Canada) Standards (Indoor/Outdoor Use)
- AMCA Certified to AMCA 211 Standards
- Top and wall mounting holes provided (7/16")
- Cabinet has sufficient strength for fastening to wall on both ends without intermediate support.
- Adjustable air directional vanes with 40° sweep front to back
- Standard color is Obsidian Black
- Rust preventative electrostatic polyurethane powder coating
- 5-year parts warranty
- Freight Included (FOB Continental USA)
- Proudly Made in the USA

Note: All N2 (1) motor units are shipped with the Motor Fan Assembly (MFA) factory installed inside the air curtain housing. For all other models, the MFA are shipped loose to minimize freight damage

Mars Recommended Accessories (See Submittals for additional details):

- Door Limit Switches
 - 99-014, Combination mechanical switch, 250v, 1HP Max
 - 99-125, Industrial surface mounted magnetic switch (controller required)
- Controllers
 - MCPA-†U*, Motor Control Panel, 120V control voltage († = # of Motors, * = Voltage Code)
 - MCP-TD, Adjustable time delay, 1sec-100hr (panel required)
 - MCP-24V, Low voltage control option (panel required)
 - BMS-303, BMS for monitor and control (panel required with MCP-24V)
 - Note: Dry contact provided in panel for monitoring motor. 24Vac signal provided from panel for controlling motor
- Brackets
 - B0004, Adjustable mounting bracket set, 3 3/4" clearance
 - B0005, Adjustable mounting bracket set, 7"-13" clearance
 - B0041, Transom mounting bracket set for STD2
- Severe Duty and Finish
 - HSG-304SS-STD, 304 Stainless steel housing construction
 - INS-WD-STD2, Washdown motor fan assembly, IP54

Note: Washdown units will require higher motor amperage. Control panel will require OL/MP with higher amperage range (use MCP-MWD)

Sound Levels: (measured at 10' in an open field)

1 Motor Unit = 66 dBA, 2 Motor Unit = 68 dBA, 3 Motor Unit = 71 dBA & 4 Motor Unit = 73 dBA

Projection Velocity		
Model	Distance from nozzle (in)	Avg. Core Velocity (FPM)
N236-1U*	40	1207
	80	856
	120	710
	160	637
	200	588

Electrical Data Full Load Amp (FLA)	Unit Voltage (Voltage Code)			
	Single Phase		Three Phase	
	115v/1Ø (A)	208-230v/1Ø (D)	208-230v/3Ø (G)	460v/3Ø (H)
N236-1U*-OB	5.1	2.5	1.8/1.6	0.8
N242-1U*-OB	5.1	2.5	1.8/1.6	0.8
N248-1U*-OB	5.1	2.5	1.8/1.6	0.8
N272-2U*-OB	10.2	5.0	3.6/3.2	1.6
N284-2U*-OB	10.2	5.0	3.6/3.2	1.6
N296-2U*-OB	10.2	5.0	3.6/3.2	1.6
N2108-3U*-OB	15.3	7.5	5.4/4.8	2.4
N2120-3U*-OB	15.3	7.5	5.4/4.8	2.4
N2144-3U*-OB	15.3	7.5	5.4/4.8	2.4
N260-2U*-OB	10.2	5.0	3.6/3.2	1.6

* - Use corresponding letters in "Electrical Data" columns to complete the model numbers.

Alternate voltage codes with FLA data:

277v/1Ø/60Hz (L) - 2.7A per motor
220v/1Ø/50Hz (U) - 2.5A per motor
380/415v/3Ø/50Hz (W) - 1.1A per motor

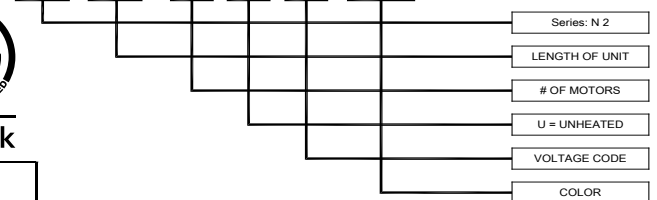
Washdown motor FLA data (INS-WD-STD2):

115v/1Ø/60Hz (A) - 7.4A per motor
208/230v/1Ø/60Hz (D) - 3.9/3.7A per motor
208/230v/3Ø/60Hz (G) - 2.1/2.0A per motor
460v/3Ø/60Hz (H) - 1.0A per motor

For total FLA, multiply motor FLA by # of motors; Ampacity (MCA) = total FLA X 1.25

EXAMPLE

N2 72 - 2 U D - TS



MARS Air Systems, LLC certifies that the Air Curtains shown on this data sheet are licensed to bear the AMCA seal. The ratings shown are based on tests and procedures performed in accordance with AMCA Publication 211 and comply with the requirements of the AMCA Certified Ratings Program.

The AMCA Certified Ratings Seal applies to airflow rate, average outlet velocity, outlet velocity uniformity, velocity projection and power rating at free delivery only.

Note: Model N260-2 is not AMCA Certified.

NOTE: MARS AIR SYSTEMS, LLC reserves the right to change specifications and product design without notice. Such revisions do not entitle the buyer to corresponding changes, improvements, additions, or replacements for previously purchased equipment.