



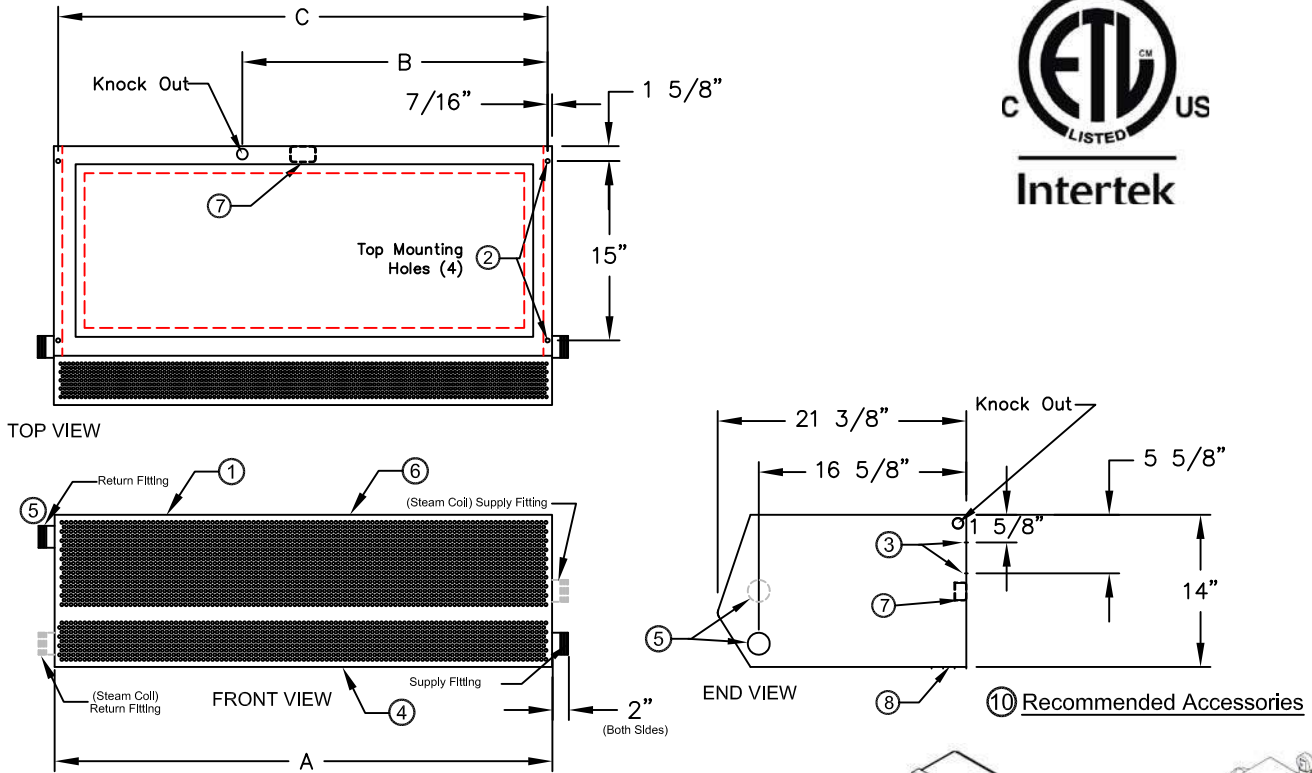
atmosphere is everything

14716 S. Broadway • Gardena, CA 90248 • USA  
 TEL: (310) 532-1555 • (800) 421-1266 • FAX: (310) 324-3030  
 Web Site: www.marsair.com • E-mail: info@marsair.com

PROJECT		OPTIONS/ITEMS	
TITLE			
COMMENTS		DATE 4/3/15	PAGE
		REV. NO	
MODEL NO. EP2 Series	DRAWING NO EP2HWS-F	DRAWN BY TVN	CHECKED BY
		FILE NAME	

# Hot Water/Steam Heated Drawing

## EP2 (Extra Power 2 Series)

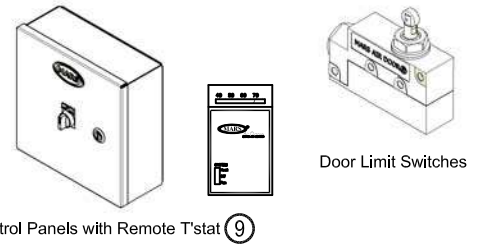


\*- Use corresponding letters in "Coil Data" then "Electrical Data" columns to complete the model numbers.

Note: MARS reserves the right to change specifications and product design without notice. Such revisions do not entitle the buyer to corresponding changes, improvements additions or replacements for previously purchased equipment.

**Notes:**

- This product is designed to meet the National Electric Code (NEC) and is ETL listed for the US and Canada (UL 1995 and CSA 22.2).
- (4) 7/16" mounting holes provided on for overhead mounting provided, (2) on each end.
- (2) 1/2" key hole slots and (2) 7/16" mounting holes are provided on each end of the back side for wall mounting.
- All units have a self contained one piece cabinet, fire retardant and corrosion proof paint lock metal double protected with baked on Titanium Silver color, rust preventative electrostatic polyurethane powder coating.
- Hot Water application shown. For Steam, return fitting is at bottom of manifold and supply is at center of manifold.
- Cabinet is to be mounted from overhead or fastened to a wall and has sufficient strength for suspension from both ends without intermediate support.
- Internal J-Box(es) for electrical wiring are provided.
- Unit is to be installed such that air flow is unobstructed. Unit has a 3" air discharge nozzle containing adjustable air directional vanes with 40° sweep front to back.
- Circuit protection as per NEC by others.
- Optional motor control panel, door limit switch and mounting brackets are field installed and/or wired by others. The door limit switch is to be mounted such that the air curtain turns on as door begins to open. To prevent unit damage, the mounting brackets must be installed such that the bottom of the air curtain is not below the door header.



MODEL NUMBER	OVERALL LENGTH A (in)	KNOCKOUT LOCATION B (in)	REAR MOUNTING CENTER C (in)	CONN. DIA. (in)
EP296-2**-TS	96	52	95 1/8	1 1/2 MPT
EP2108-2**-TS	108	58	107 1/8	1 1/2 MPT
EP2120-2**-TS	120	64	119 1/8	1 1/2 MPT
EP2120-3**-TS	120	64	119 1/8	1 1/2 MPT
EP2144-3**-TS	144	76	143 1/8	1 1/2 MPT

# EP2 (Extra Power 2) Series

Hot Water/Steam Heated  
Model Lengths 96" – 144"



atmosphere is everything

14716 S. BROADWAY, GARDENA, CA 90248 • Ph: (310) 532-1555 Fax: (310) 532-3030 • [www.marsair.com](http://www.marsair.com)  
© Copyright Mars Air Systems, LLC 2014

## Hot Water/Steam Heated Data Sheet

### Applications: Environmental Separation (up to 16')

EP2 (Extra Power) Series 2	Mechanical Data						Lab Data	
Model Number	Nozzle Length (in)	Length (in)	Depth (in)	Height (in)	Motor (hp)	Weight (lbs)	Max Velocity (fpm)	Max Volume (cfm)
EP296-2**-TS	96	100	21.5	14	Two 3	325	4800	9600
EP2108-2**-TS	108	112	21.5	14	Two 3	345	4200	9600
EP2120-2**-TS	120	124	21.5	14	Two 3	385	3840	9600
EP2120-3**-TS	120	124	21.5	14	Three 3	440	5760	14400
EP2144-3**-TS	144	148	21.5	14	Three 3	500	4800	14400

\* - Use corresponding letters in "Coil Data" then "Electrical Data" columns to complete the model numbers.

Note: Data above for 3450 RPM at 60 Hz, 50 Hz is 2850 RPM with a 17% reduction in the performance data.

#### Features:

- Air Curtain
- 3 HP Continuous Duty Motors (TEAO)
- Sleek self-contained one piece heavy gauge corrosion proof paint lock metal design
- ETL Certified to conform to UL 1995 (US) and CSA 22.2 (Canada) Standards
- Air curtain has sufficient strength for fastening to wall on both ends without intermediate support.
- Adjustable air directional vanes with 40° sweep front to back
- Standard color is Titanium Silver
- Rust preventative electrostatic polyurethane powder coating
- 18 month parts warranty
- Freight FOB the factory
- Proudly Made in the USA

Note: EP2 Series is single speed only and not compatible with VFD.

#### Hot Water and Steam Coils

- Coil casings shall not be less than 16 gauge galvanized steel with tube holes formed with extruded collars
- Fins are die formed .006" aluminum (1 row – 10 FPI, 2 row – 8 FPI)
- Coils tubes constructed of heavy wall, 5/8" OD seamless copper (Steam - .035" & Hot Water - .025")
- Coil tubes arranged in a staggered pattern and mechanically expanded into fins to ensure a uniform pressure bond
- Manifolds shall be of heavy seamless copper construction
- All joints shall be brazed with high temperature silver brazing alloy (Steam – 7% & Hot Water – 3%), max steam operating pressure: 30 PSI
- Fittings shall be of wrought copper or similar construction such that the entire fluid circuit shall be of compatible nonferrous materials.
- Manifold shall be fitted with 1/4" vent or drain fittings
- Supply fitting is on the right side of coil. Return fitting is on the left side

#### Options and Accessories: (see Accessories Brochure)

- Motor Control Panels with remote mounted t'stat
- Steam distribution, Cupro Nickel and CRN coils
- Rust resistant epoxy coated or SS coils
- Custom housing and transition colors and finishes (304SS, 316SS)

#### Sound Levels: (measured at 10' in an open field)

1 Motor Unit = 74 dBA, 2 Motor Unit = 75 dBA, 3 & 4 Motor Unit = 77 dBA

Coil Data	Hot Water				Steam		
	Coil Code (X)	GPM	MBH	Temp Rise (°F)	Coil Code (Z)	MBH	Temp Rise (°F)
EP296-2**-TS	2 Row	26	284	28	2 Row	443	43
EP2108-2**-TS	2 Row	27	306	30	2 Row	471	46
EP2120-2**-TS	2 Row	28	326	32	2 Row	497	48
EP2120-3**-TS	2 Row	27	382	25	2 Row	618	40
EP2144-3**-TS	2 Row	30	429	28	2 Row	680	44

EAT: 70 F, EWT: 200 F, Steam pressure: 5 PSI

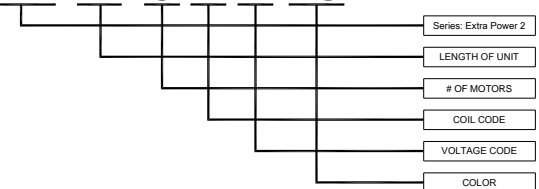
Electrical Data (FLA)	Unit Voltage (Voltage Code)		
	208/230v (G)	460v (H)	575v (I)
EP296-2**-TS	16.6/15.2	7.6	6.0
EP2108-2**-TS	16.6/15.2	7.6	6.0
EP2120-2**-TS	16.6/15.2	7.6	6.0
EP2120-3**-TS	24.9/22.8	11.4	9.0
EP2144-3**-TS	24.9/22.8	11.4	9.0

\* - Use corresponding letters in "Electrical Data" columns to complete the model numbers.

Note: For Ampacity Multiply FLA X 1.25

#### EXAMPLE

**EP2 144 - 3 X H - TS**



NOTE: MARS AIR SYSTEMS, LLC reserves the right to change specifications and product design without notice. Such revisions do not entitle the buyer to corresponding changes, improvements, additions or replacements for previously purchased equipment.