



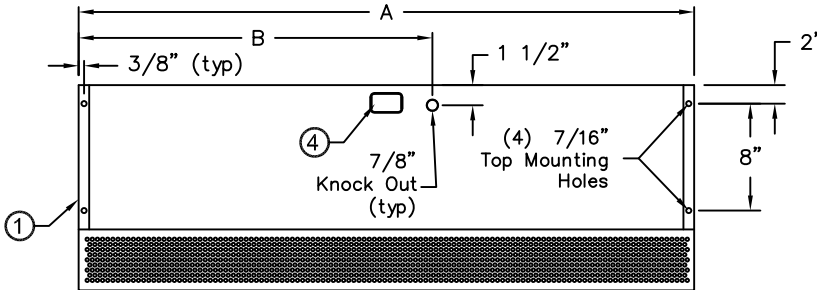

atmosphere is everything

14716 S. Broadway • Gardena, CA 90248 • USA  
 TEL: (310) 532-1555 • (800) 421-1266 • FAX: (310) 324-3030  
 Web Site: www.marsair.com • E-mail: info@marsair.com

PROJECT		OPTIONS/ITEMS	
TITLE			
COMMENTS		DATE 4/9/15	PAGE
		REV. NO	
MODEL NO. NH2 Series	DRAWING NO NH2U-F	DRAWN BY TVN	CHECKED BY
		FILE NAME	

# Unheated Drawing

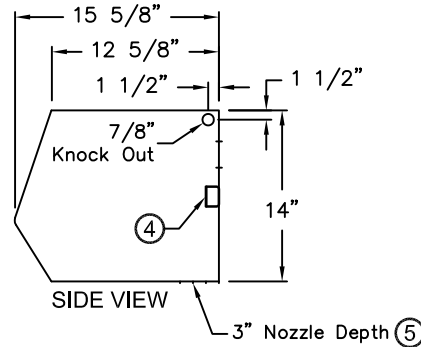
## NH2 (Sanitation Service Entrance) Series



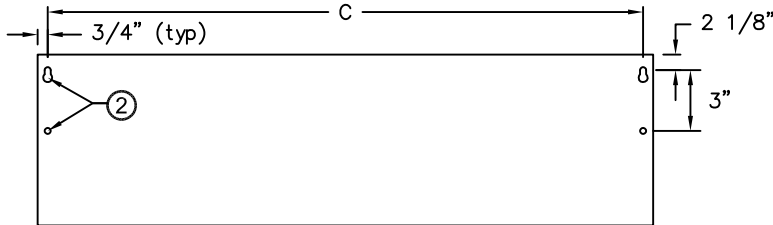
TOP VIEW



FRONT VIEW



SIDE VIEW



REAR VIEW



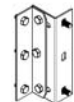
### 7 Recommended Accessories



Control Panels



Door Limit Switches



Brackets

\*- Use corresponding letters in "Electrical Data" columns to complete the model numbers.

MODEL NUMBER	OVERALL LENGTH A (in)	KNOCKOUT LOCATION B (in)	REAR MOUNTING CENTER C (in)
NH236-1U*-TS	36	25 1/2	34 1/2
NH242-1U*-TS	42	28 1/2	40 1/2
NH248-1U*-TS	48	31 1/2	46 1/2
NH272-2U*-TS	72	40	70 1/2
NH284-2U*-TS	84	46	82 1/2
NH296-2U*-TS	96	52	94 1/2
NH2108-3U*-TS	108	58	106 1/2
NH2120-3U*-TS	120	64	118 1/2
NH2144-3U*-TS	144	76	142 1/2

### Notes:

- This product is designed to meet the National Electric Code (NEC), ETL Safety Listed for the US and Canada, AMCA Certified and bear the CE mark.
- 1/2" key hole slots and 7/16" mounting holes (4) provided, (2) on each end for wall mounting.
- Cabinet has sufficient strength for fastening to wall on both ends without intermediate support.
- Internal J-Box(es) for electrical wiring: one motor-(1) 2"x 4"; two motors-(1) 4"x 4"; three motors-(2) 4"x 4".
- Unit is to be installed such that air flow is unobstructed. Air discharge nozzle containing adjustable air directional vanes with 40° sweep front to back.
- Circuit protection as per NEC by others.
- Optional motor control panel, door limit switch and mounting brackets are field installed and/or wired by others. The door limit switch is to be mounted such that the air curtain turns on as door begins to open. To prevent unit damage, the mounting brackets must be installed such that the bottom of the air curtain is not below the door header.

# NH2 (Sanitation Service Entrance) Series

Unheated

Model Lengths 36" – 144"



atmosphere is everything

14716 S. BROADWAY, GARDENA, CA 90248 • Ph: (310)532-1555 Fax: (310)-532-3030 • [www.marsair.com](http://www.marsair.com)  
© Copyright Mars Air Systems, LLC 2014

## Unheated Data Sheet

**Applications: Insect Control (up to 7')**

NH2 (Sanitation Service Entrance) Series 2	Mechanical Data						AMCA Certified Lab Data					
	Model Number	Nozzle Length (in)	Length (in)	Depth (in)	Height (in)	Motor (hp)	Weight (lbs)	Max Core Velocity at Nozzle (fpm)	Avg Velocity (fpm)	Volume (cfm)	Uniformity (%)	Power Rating (watts)
	NH236-1U*-TS	36	36	16	14	1	115	5722	2389	1792	92	965
	NH242-1U*-TS	42	42	16	14	1	120	6051	2654	2322	93	1305
	NH248-1U*-TS	48	48	16	14	1	125	6144	2447	2447	88	1360
	NH272-2U*-TS	72	72	16	14	Two 1	220	5722	2389	3584	92	1930
	NH284-2U*-TS	84	84	16	14	Two 1	235	6051	2654	4644	93	2610
	NH296-2U*-TS	96	96	16	14	Two 1	250	6144	2447	4894	88	2720
	NH2108-3U*-TS	108	108	16	14	Three 1	330	5722	2389	5376	92	2895
	NH2120-3U*-TS	120	120	16	14	Three 1	345	6060	2678	6693	93	3615
	NH2144-3U*-TS	144	144	16	14	Three 1	375	6144	2447	7341	88	4080

\* - Use corresponding letters in "Electrical Data" columns to complete the model numbers.

Note: ETL Sanitation models available in 60 Hz only.

1. The AMCA Certified Ratings Seal applies to airflow rate, average outlet velocity, outlet velocity uniformity, velocity projection and power rating at free delivery only.
2. Rated data shown are only for base (unheated) units, as shown.

### Features:

- ❖ 1 HP Continuous Duty TEAO Motors
- ❖ Sleek self-contained one piece heavy gauge corrosion proof paint lock metal design
- ❖ ETL Certified to conform to ANSI/NSF 37 Standards for Service Entrances up to 7'
- ❖ ETL Certified to conform to UL 507 (US) and CSA 22.2 (Canada) Standards
- ❖ AMCA Certified to AMCA 211 Standards
- ❖ Top and wall mounting holes provided (7/16")
- ❖ Cabinet has sufficient strength for fastening to wall on both ends without intermediate support.
- ❖ Adjustable air directional vanes with 40° sweep front to back
- ❖ Standard color is Titanium Silver
- ❖ Rust preventative electrostatic polyurethane powder coating
- ❖ 5 year parts warranty
- ❖ Freight Included (FOB Continental USA)
- ❖ Proudly Made in the USA

Note: All NH2 units, the Motor Fan Assemblies (MFA) are shipped loose to minimize freight damage

### Options and Accessories: (see Accessories Brochure)

- ❖ Motor Control Panels
- ❖ Wall and Overhead Bracket
- ❖ Custom colors and finishes (304SS, 316SS, Aluminum)

### Sound Levels: (measured at 10' in an open field)

1 Motor Unit = 70 dBA, 2 Motor Unit = 73 dBA, 3 & 4 Motor Unit = 75 dBA

Projection Velocity		
Model	Distance from nozzle (in)	Avg. Core Velocity (FPM)
NH236-1U*	40	2002
	80	1238
	120	1088
	160	1039
	200	967



MARS Air Systems, LLC certifies that the Air Curtains shown on this data sheet are licensed to bear the AMCA seal. The rating shown are based on tests and procedures performed in accordance with AMCA Publication 211 and comply with the requirements of the AMCA Certified Ratings Program.

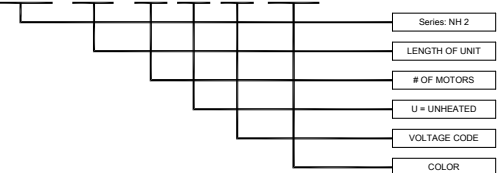
Electrical Data (FLA)	Unit Voltage (Voltage Code)				
	115v (A)	208-230v/10 (D)	208-230v/30 (G)	460v (H)	575v (I)
NH236-1U*-TS	9.0	5.0	3.3/3.2	1.6	1.3
NH242-1U*-TS	9.0	5.0	3.3/3.2	1.6	1.3
NH248-1U*-TS	9.0	5.0	3.3/3.2	1.6	1.3
NH272-2U*-TS	18.0	10.0	6.6/6.4	3.2	2.6
NH284-2U*-TS	18.0	10.0	6.6/6.4	3.2	2.6
NH296-2U*-TS	18.0	10.0	6.6/6.4	3.2	2.6
NH2108-3U*-TS	27.0	15.0	9.9/9.6	4.8	3.9
NH2120-3U*-TS	27.0	15.0	9.9/9.6	4.8	3.9
NH2144-3U*-TS	27.0	15.0	9.9/9.6	4.8	3.9

\* - Use corresponding letters in "Electrical Data" columns to complete the model numbers.

Note: For Ampacity Multiply FLA X 1.25

EXAMPLE

NH2 72 - 2 U D - TS



Intertek



Intertek

NOTE: MARS AIR SYSTEMS, LLC reserves the right to change specifications and product design without notice. Such revisions do not entitle the buyer to corresponding changes, improvements, additions or replacements for previously purchased equipment.