

Motor Control Panel

All Unheated and Hot Water and Steam Series

Model Voltage of 115V to 575V



atmosphere is everything

14716 S. BROADWAY, GARDENA, CA 90248 • Ph: (310) 532-1555 Fax: (310) 532-3030 • www.marsair.com
© Copyright Mars Air Systems, LLC 2014

Motor Control Panel Data Sheet

Motor Control Panel	Description	Panel Width A (in)	Panel Height B (in)	Panel Depth C (in)
MCP*-1**	One Motor Control Panel, 115v-575v (Specify voltage, phase & heat), 115v Cntrl, Nema 1	10	10	6
MCP*-2**	Two Motor Control Panel, 115v-575v (Specify voltage, phase & heat), 115v Cntrl, Nema 1	10	10	6
MCP*-3**	Three Motor Control Panel, 115v-575v (Specify voltage, phase & heat), 115v Cntrl, Nema 1	12	12	6
MCP*-4**	Four Motor Control Panel, 115v-575v (Specify voltage, phase & heat), 115v Cntrl, Nema 1	12	12	6
MCP*-5**	Five Motor Control Panel, 115v-575v (Specify voltage, phase & heat), 115v Cntrl, Nema 1	CF**	CF**	CF**
MCP*-6**	Six Motor Control Panel, 115v-575v (Specify voltage, phase & heat), 115v Cntrl, Nema 1	CF**	CF**	CF**

* - Use corresponding letters for HP codes, Type of Heat then Voltage Code. **CF - Consult Factory.

Note: Panel dims shown are estimates and based on standard configurations. Sizes may change based on availability and optional accessories selected.

Features:

- ❖ Specifically designed to be used for the Mars Air Curtains
- ❖ UL Certified to conform to UL 508A and CSA 22.2 Standards
- ❖ Enclosures are rated for NEMA 1 applications
- ❖ Panel constructed of a gray painted heavy gauge steel, hinged with a quarter turn latch (Polycarbonate enclosure may be used as a substitute)
- ❖ Hands-Off-Automatic (HOA) standard and mounted on the door
- ❖ Unit rated motor contactors and overloads (OL)/motor protectors (MP)
- ❖ Step-down transformer (50-75VA) used for the 115V secondary control
- ❖ Hot Water and Steam units utilize a larger transformer(250VA) in order to power the solenoid valve
- ❖ Control fuses and equipment grounding
- ❖ Terminal strips for input power and motor connections provided
- ❖ 1 year parts warranty

Options and Accessories:

- ❖ MCP-HD, Heat on Demand for HW/S heated panel (T'stat included)
- ❖ MCP-TD, Adjustable Time Delay (1sec to 100 hours)
- ❖ MCP-VR, Panel built to operate with external VFD
- ❖ MCP-24V, Low voltage controls
- ❖ MCP-*, *2S or *3S speed control (applicable for 1Ø units only)
- ❖ MCP-*, *OB, *PW, *TS Custom enclosure colors to match unit
- ❖ MCP-SS-3M, Stainless Steel enclosure (304SS) (up to 3 motors)
- ❖ MCP-4X, NEMA 4X washdown enclosure with HOA
- ❖ MCP-MWD, Extended amperage range OL/MP for WD motors (NEMA 1) (up to 3 motors)
- ❖ MCP-MXP, Extended amperage range OL/MP for XP motors (NEMA 1) (up to 3 motors)
- ❖ MTD-ACC, Factory mounted panels (Specify panel location)
- ❖ MCP-†, Panel mounted Non-Fused Disconnect (†ND) or Fused Disconnect (†FD)
- ❖ BMS-‡, BMS monitor and control for unheated (‡303) or HW/S heated (‡306) panel

Note: Dry contact provided in panel for monitoring Motor and Heat
24VAC signal provided from panel for controlling Motor and Heat

HP Code	
A	1/2
B	1
C	2
D	3
E	5
F	7
G	7 1/2
H	10
I	15
J	20
K	25
L	30
M	40
P	1 & 3
S	*Special

Heating Code	
U	Unheated
E	Electric
V	Hot Water/Steam
I	Indirect Fired Gas

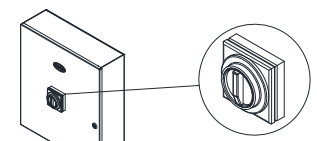
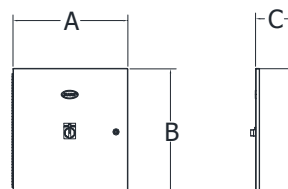
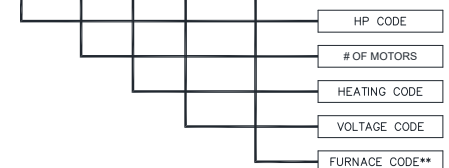
Voltage Code	
A	115v/1Ø/60Hz
D	208/230v/1Ø/60Hz
G	208/230v/3Ø/60Hz
L	277v/1Ø/60Hz
H	460v/3Ø/60Hz
I	575v/3Ø/60Hz
U	220v/1Ø/50Hz
W	380/415v/3Ø/50Hz

**Furnace Code	
1F	1 Furnace
2F	2 Furnace
3F	3 Furnace

** Must specify for Indirect Fired Gas control panel only

EXAMPLE

MCPB - 2 I H - 1F



Non-Fused Disconnect, Panel Mounted

NOTE: MARS AIR SYSTEMS, LLC reserves the right to change specifications and product design without notice. Such revisions do not entitle the buyer to corresponding changes, improvements, additions or replacements for previously purchased equipment.