

# SlimLine

## Commercial Series Air Curtains

The Most Cost-Effective Environmental and Sanitation Barrier You'll Never See

- 8" low profile
- Lightweight design
- Variable speed
- Easy to install and maintain
- Quiet operation
- Enhances sanitation
- Reduces energy costs

Dynaforce SlimLine maintains environmental separation with a light flow of air resulting in lowered energy costs and enhances sanitation by deterring flying insects.

### Commonly Used Applications

Customer Entrances, Drive-Up Windows, Concession Stands,  
Eliminates the Need for Plastic Strips over Walk-In Coolers



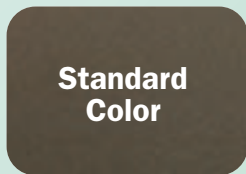
# Dynaforce SlimLine Commercial Models Comparison Chart

MODEL NUMBER	LENGTH OF UNIT	DOOR HEIGHT	AIR VELOCITY	AIR CFM	FLA (AMPACITY)		MOTOR H.P.	SOUND dBA	WEIGHT (lbs)
					115V	208V/240V			
SLV30/SLN30*	30	Up to 7 ft	1800	750	2.4 (3.0)	.9 (1.2)	1@1/6	49	28
SLV36/SLN36*	36	Up to 7 ft	1800	900	2.4 (3.0)	.9 (1.2)	1@1/6	49	34
SLV42/SLN42*	42	Up to 7 ft	1800	1050	2.4 (3.0)	.9 (1.2)	1@1/6	50	40
SLV48/SLN48*	48	Up to 7 ft	1800	1200	2.4 (3.0)	.9 (1.2)	1@1/6	52	45
SLV60/SLN60*	60	Up to 7 ft	1800	1500	2.6 (3.4)	1.3 (1.7)	1@1/6	53	55
SLV72/SLN72*	72	Up to 7 ft	1800	1800	2.6 (3.4)	1.3 (1.7)	1@1/6	53	68
SLV84-2/SLN84-2*	86	Up to 7 ft	1800	2100	4.8 (6.0)	1.8 (2.4)	2@1/6	51	80
SLV96-2/SLN96-2*	98	Up to 7 ft	1800	2400	4.8 (6.0)	1.8 (2.4)	2@1/6	53	92
SLV108-2/SLN108-2*	110	Up to 7 ft	1800	2700	5.0 (6.3)	2.2 (2.8)	2@1/6	54	100
SLV120-2/SLN120-2*	122	Up to 7 ft	1800	3000	5.2 (6.6)	2.6 (3.4)	2@1/6	54	112
SLV144-2/SLN144-2*	146	Up to 7 ft	1800	3600	5.2 (6.6)	2.6 (3.4)	2@1/6	54	135

\* SLN units are ETL Sanitation (NSF/ANSI 37) approved. Variable speed not available.




**TZ6112 Door Limit Switch** most commonly used for easy on/off control. See Fig 1 for typical installation.




**Standard Color**


**Spartan Bronze**



**Pearl White**



**Titanium Silver**



**Obsidian Black**

### Typical Installation

1. Install mounting plate using the pre-drilled holes.
2. Securely attach cabinet to mounting plate using tabs as guides, when fully inserted secure with (2) #10-32 Pan Hd. "CAUTION: Unit to be mounted with the lowest moving part at 7 ft MAX above floor or grade level."
3. Install optional door limit switch(es) to door header.
4. Plug in unit using the 3 ft cord/plug supplied.

## Association Approvals

All Dynaforce products are manufactured using the best materials and components available. They are crafted by highly skilled, experienced tradespeople. Our products must pass stringent quality control standards. Dynaforce products are more durable, last longer and look better. Equally... they perform much better. For specific warranty information, please consult the factory.

Dynaforce products meet the stringent listing or certification requirements of many organizations. The specifics vary depending on the model, options installed or application usage. Dynaforce reserves the right to make improvements and changes to specifications without notice.

