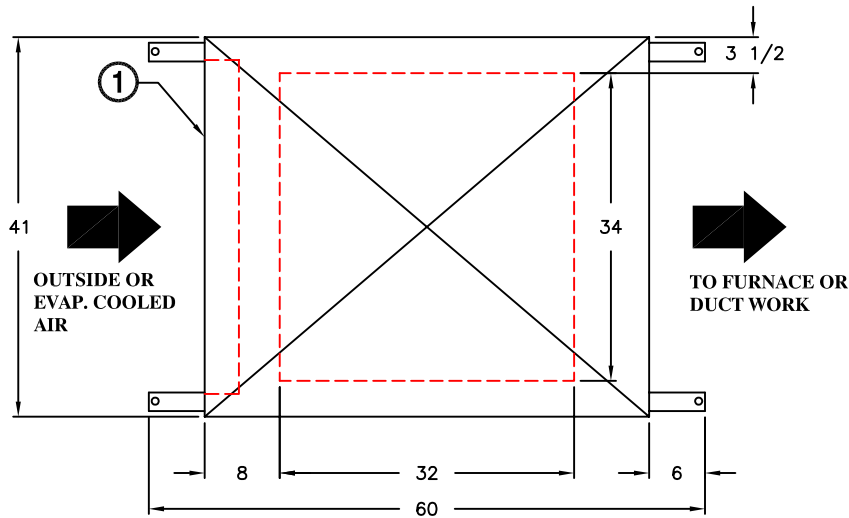
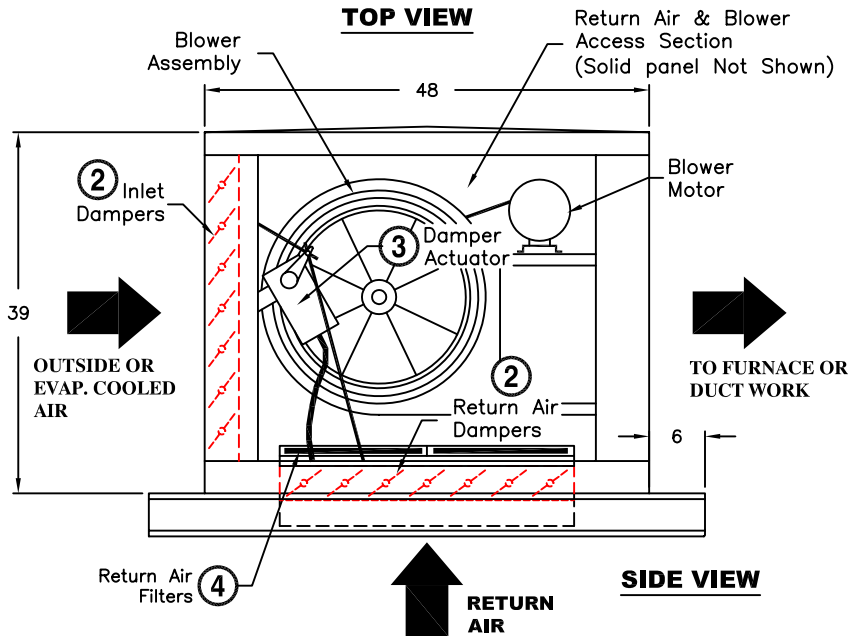


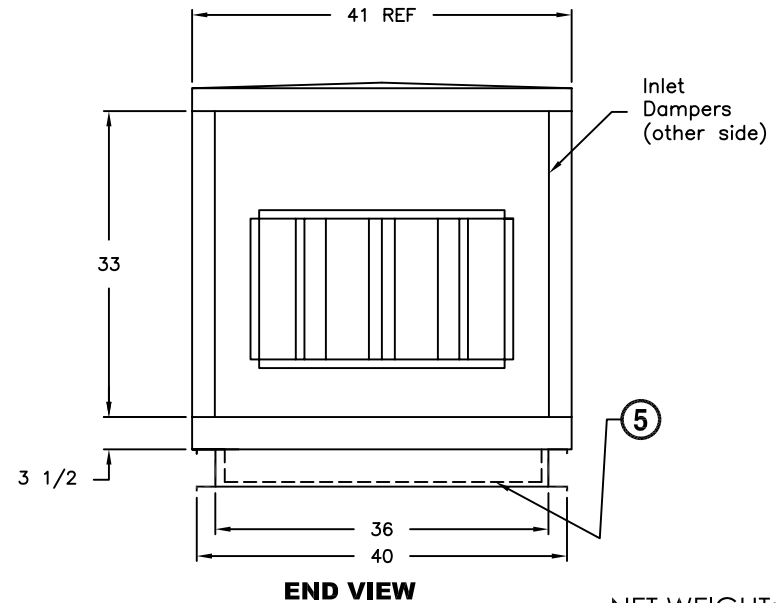
RA-1, RA-2 RETURN AIR BLOWER SECTION



TOP VIEW



SIDE VIEW



END VIEW

NET WEIGHT: 500 lbs.

NOTES:

- ① Base Unit Constructed of 20 ga. G90, Galvanized Finish. Base Unit shown with a Return Air Blower Section.
- ② The Return Air Blower Section includes Return Air and Inlet Air Dampers. Return Air Blower Section is Non-evaporative. The optional Evap. Section will have Standard Evap. Cooling or High Effic. Evap. Module.
- ③ The Damper Actuator opens the Return Air Dampers in the HEAT cycle only. 100% Outside Air is used in the VENT cycle and Standard or High Effic. Evap. Cooled air in the COOL cycle.
- ④ (2) 16" x 20" x 1" Return Air Pleated Filters included.
- ⑤ Return Air Duct Flange is 3 1/2".

NOTE: All dimensions are in inches.

PROJECT:	LOCATION:	
ENGINEER:	ARCHITECT:	
CONTRACTOR:	DATE:	PAGE: _____ of _____

ARES
 A Division of Mars® Air Products
 14716 S. BROADWAY ♦ GARDENA, CA 90248
 Phone: (310) 532-1555 ♦ (800) 421-1266 ♦ Fax: (310) 324-3030
 WEB SITE: www.marsair.com ♦ E-MAIL: aresinfo@marsair.com

RA-1, RA-2 RETURN AIR BLOWER SECTION